

New Reception Parents' Meeting

Monday 29th June 2020



Welcome!



- * Our School
- * The EYFS (Early Years Foundation Stage)
- * In the Classroom
- * Support from Home
- * Preparing for School

Our School...



At Cheselbourne Village School everything we do is based on...

- * Inspiring a lifetime love of learning, planning a fun and engaging, creative curriculum approach to learning involving the whole school.
- * Being family and community orientated.
- * Upholding our Core Values of Nurture, Respect and Challenge and supporting these values through our clear expectations for behaviour, based upon developing positive working relationships.
- * Making links with nature and the natural environment.

‘Inspiring a Lifetime Love of Learning’...

We aim to make learning at our school fun and engaging, but that also has clear purpose and intention to support all children to do and be the best they can be. We also don't want to limit any child in their experiences of school just because we are a smaller school.

We follow the National Curriculum and where possible make links between learning in different subjects to give learning context and purpose.

We try to be creative in our planning for learning so children are engaged and immersed in different learning environments throughout the year. This is all designed to help inspire children to want to learn, a lifelong, life skill.

Being family and community orientated...



Joining our school...

- * You become part of the Cheselbourne Family and an important member of our school community.
- * We are only a small school so we get to know our families well and can offer or signpost you to a range of support networks.
- * We encourage our new parents to join the CSF, our Cheselbourne School Friends a wonderful team that help provide additional events and fundraising opportunities to provide even more for our children and families.







Friends

Being family and community orientated...



School Houses

Cherry	Sycamore	Willow	Copper Beech
			

To support with the sense of community we split all the children into houses. The houses are named after local trees and each child makes a leaf to go on our school tree on the front of our building.

During some whole school events we work in house groups and our older children help support our younger ones. Children in the same family are in the same house.

Children earn house points in school and these are collected across each term with one house being awarded the house cup at the end.

Our School Values and Rules...



Before you start...



School Website

– first port of call for information...



[Welcome](#)

[Our School](#)

[Pupil Zone](#)

[Parent Zone](#)

[Calendar](#)

[Notice Board](#)

[Latest News](#)

[Contact](#)

INFORMATION & COMPLIANCE ►

INSPIRING A LIFETIME OF LEARNING



Paperwork

- * Please make sure all forms from your new starters pack are completed and handed in to Mrs White in the school office.
- * Ensure we have **multiple and up-to-date** emergency contact numbers (including one from a different household to the family).
- * If there is a change to the usual pick-up arrangements and someone different is picking up your child please let Mrs White or the staff member on the front door know.

Social Media...



We have a very active Facebook account that Mrs See updates regularly so we can share what we get up to and help spread the word of all the great things about our little school.

It is completely your choice whether your child features on this and permission needs to be given before any pictures of children are shared on this. Names of children are never put on.



Communication between school and home...



- * We try to be a paperless school and communicate mostly via email. Weekly newsletters and updates are sent home by Mrs See.
- * Sometimes teachers will email or ring parents to follow up from something in the day that they may not have had time to speak with you about at pick up time.
- * We are always on hand to speak briefly at the start and end of the day for any short messages. If a longer meeting is required we are more than happy to arrange this. Please always see your child's class teacher in the first instance. If it is a matter that you feel you need to discuss with the Headteacher then you can arrange to speak to Mrs See at any time too.



School Bus...

- * Organised by Dorset Transport, but school is in close contact with bus provider. Vanessa is our current bus driver.
- * Please contact school if there any issues and we can liaise with Dorset Transport/Bus Company.
- * We have a Bus Book system with a record book that goes to and from school for any messages between school and home. This is also to let us know the pick up arrangements for your child each day and is important this is filled in.

Options for wrap around care...



An illustration of a breakfast meal including a slice of toast with a pat of butter, a glass of milk, and a bowl of cereal.	Breakfast Club	7:45 – 8:45 am	£5 to include breakfast, supervision and a range of play activities.
An illustration of a red bird holding a sign that says 'Early Bird'.	Early Bird Drop Off	8:30 – 8:45am	£1.50 for before school supervision.
An illustration of a colorful 'AFTER SCHOOL CLUB' sign with a rainbow and stars.	After School Play Club	3:15 – 4:15pm	£5 to include snack, supervision and range of play and craft activities.

- * Reception children do not start Extra-Curricular clubs such as Sport and Art Club until later in the year as we find the busy Autumn term is enough for them to start with.

School Day timings



- * Gates will open at 8:45am children should arrive at that time.
- * Gates will close after the bus has arrived and children who arrive after the gate need to report to the school office please.
- * Morning work is always set out and is used to set children up for the day.
- * 15 minutes of morning work is really important start to the day.



Key Reminders

- * Please read through and sign Home school agreements.
- * Parents have a legal duty to inform us of child absence from school. Please do this by calling the school on the morning of any absence. If there is no one in the office, please leave a message or email. Thank you.
- * Holiday requests and attendance.
- * Emergency contacts- must have two and must check that these are always up to date if you change your number please!

The EYFS



The Early Years Foundation Stage (EYFS)

The areas of learning are:

- Communication and Language
- Physical development
- Personal, Social and Emotional Development
- Literacy
- Mathematics
- Understanding the world
- Expressive arts and design





The EYFS Profile

- * At the end of the school year you will receive an EYFS profile for your child, detailing whether they have met the goals for each area of learning.
- * You will be told whether your child's development is **emerging, expected or exceeding** in relation to the goals.
- * More details about the EYFS Profile are available from www.foundationyears.org.uk and we will give out a copy of all the goals during the Autumn term.
- * Your feedback and contributions from home on where your child is achieving on the Profile is really important to us to help us to build a full picture of your child and this helps inform our assessments e.g. Tapestry

Tapestry



- * The EYFS recognises that you, the parents, are the main educators of your child. As a result, we can use information about your child's learning at home that you tell us, to inform our judgement of your child's development.
- * We will use Tapestry to inform you of your child's learning at school so that you can also aid them at home. We really value it when parents upload photos and messages of the wonderful things your child goes at home.



Tapestry



- * We also use Tapestry for Show and Tell and for the occasional home assignments, so it is really important that you have it up and running.
- * We share uploads from home with the class and the children absolutely love showing the class their photos and messages.
- * **Top Tip! *Download the app on your phone or tablet!***



TAPESTRY
ONLINE LEARNING
JOURNAL

National Expectations




By the **end of the Reception year** the goal is for your child to be able to:

- Read simple sentences without help
- Write in sentences without help
- Order, recognise and write numbers 0-10/20
- Add and subtract with simple numbers
- Double and halve and share amounts equally

Regular attendance is crucial in order to help support children achieve this.

In the Classroom



School Day Timings

- * School starts back again for all children on Thursday 3rd September 2020. Reception can choose to do half days for the first two days and then start full time on Monday 7th September. Please speak to Mrs See if you have any concerns about this.

- * **Timings:**

- * Doors open at 8:45am
- * Lunch 12-1pm
- * End of day 3:15pm



Daily teaching

Each day there will be a mixture of:

- * Exploration and Play
- * Whole Class Work (number rhymes and songs, counting, games, listening to stories, learning and talking about number facts, watching shared writing)
- * Taught Group Work (working with other children and a teacher)
- * Independent Group Work (working with other children alone)





Phonics and Writing

The pace of learning the phonetic sounds that enable a child to read is **fast**. In the Autumn Term the children will be learning **four** letters of the alphabet a week; the name of the letter, the sound it makes and how to write it.

- * They will also be practising how to read and write words using those sounds. Once we get into teaching phonics we send home stickers with the sounds we are learning stuck in Reading Records to help you support your child with this at home too.
- We are keen to share with you how we teach this and how you can help support your child with this at home. Therefore, we will invite you to a phonics meeting in September when we start to teach phonics.
- We will teach Reception how to write in lower case print before moving to cursive in Year One.



Number Work

- * By the end of the year the children have to be confident with numbers to 10 and ideally beyond to 20.
- * This does not mean just being able to count to 20, but understanding number thoroughly, e.g. that the number 8 is the same as double 4, or $5 + 3$, or $2 + 6$, or $1 + 7$ etc.
- * The children will learn how to add, subtract, divide (“share”), halve and double over the year.

Forest School...



All children across the school take part in a weekly Forest School Session – further details for this will follow.





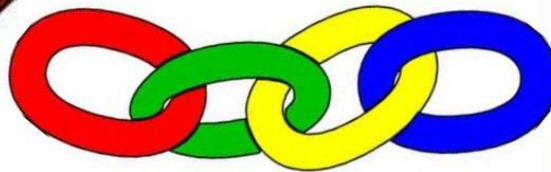
Beryl Bear



- * Beryl is our school bear and children in Butterfly Class take it in turns to take Beryl home and have adventures with her.
- * They tell us all about their adventures in Beryl's Diary which is then shared back in school.
- * The children love Beryl and are extremely fond of all Beryl's diaries that she has filled over the past couple of years.
- * There is no pressure to do anything extra exciting with Beryl – sometimes just having Beryl join in with day-to-day activities is what gets the most interest.



Support From Home





Home Reading

- * We will aim to hear children read as often as possible to encourage and support developing their reading skills at a good pace.
- * We are keen for parents to support with this and will provide more information about how you can do this at our 'Phonics and Reading Parent Workshops' in September- **DATE TBC**
- * We will provide a Reading Record for you to record reading at home and like to use these books as another method for ensuring a strong home-school link.

What to expect, When?



- * An useful document is “What to expect, When?” which is available from

https://www.foundationyears.org.uk/files/2015/03/4Children_ParentsGuide_2015_WEB.pdf

Preparing for School





Book Bags



- * All children require a bookbag to carry Reading Records, School Letters and work etc. to and from school and home. These can be purchased from the uniform provider.
- * Please name the book bag. Some parents like to attach one key-ring or decoration so that their child can immediately identify their own book bag.
- * Book bags must be brought to school every single day.
- * Please check them at home daily for any school letters or messages and to check Reading Records.




Water Bottles and PE Kits

- * All children need to bring in a NAMED water bottle which can be taken home each day to be refilled.
- * There should only be water in the water bottle not squash please.
- * Reception will be starting PE lessons straight away and will have PE once a week, **every Friday** at first. Please ensure every part of the PE kit is **named in permanent marker** or with a **name label** as the whole class will be getting changed in close proximity at the same time! We will write names into any unnamed kit or jumpers that I find.
- * PE Kits can be kept in school on your child's peg and will be sent home every half term to be washed.



Food and Drink in School:

Milk and Snacks



- * Reception children will stop for 15 minutes to have a mid-morning snack with milk every day. Milk is free for your child up until they are 5 but you can register for them to continue having milk after this but you will need to pay for this it is £1 a week.
- * Snacks are provided for all Key Stage 1 children through a government scheme to help promote Healthy Eating. The snack is always a piece of fruit or vegetable, usually either an apple, banana, carrot, tomato, orange or raisins. We never know what will arrive – it is a surprise!
- * You are welcome to provide your child with fruit or a vegetable from home for them to eat at snack time if it gives you peace of mind that it is a snack that they will eat.

Food and Drink in School:

Lunch



- * Reception children will eat their meals in the Village Hall and sit with their peers when eating.
- * Children can choose to bring a packed lunch or book a hot or cold school meal.
- * All Key Stage 1 children are eligible to receive a **free** school meal. Our School Meal provider is Foodlinks and meals can be booked/managed online. Please see the handout from Local Food Links which gives details about this.

Home Visits

- * We offer every family that starts with us a Home Visit to enable staff to get to know your child and you a bit more. They are a very useful opportunity for you to share any concerns that you may have about your child starting school, as well as give you and your child the chance to meet the staff they will be with each day in school.
- * This year we have different arrangements for home visits – details are in the starter pack. Please don't forget to book a slot!



School Readiness



Ofsted's list of 10 things that they recommend to help children be ready for school:

- * To sit still and listen.
- * To be aware of other children.
- * To understand the word 'no' and the boundaries it sets for behaviour
- * To understand the word 'stop' and that such as phrase might be used to prevent danger.
- * To be toilet-trained.
- * To recognise their own name.
- * To speak to an adult to ask for help.
- * To be able to take their coats and shoes on and off.
- * To talk in full sentences.
- * To open and enjoy a book.



Our Top tips...

- * Name EVERYTHING in permanent marker with your child's name and class. Biro washes off very quickly. Coats, hats, gloves, PE bag, PE kits, plimsolls, JUMPERS, school shirts, trousers. Alternatively you can buy iron-on or stick-on name labels online.
- * Check that your child's winter coat has a zip that is easy to do up. Some zips are impossible for the child to do themselves! Practise putting on and doing up coats, it is really helpful as it develops children's sense of independence.
- * When choosing school shoes, ones with Velcro instead of shoelaces are helpful for younger children. Shoes need to be sensible, flat, black shoes – no sandals or open-toed shoes please.
- * Help your child feel comfortable and able to go to the loo themselves. Encourage them to be independent and able to look after themselves.



Other things you can do to help...

Between now and September...

- * Lots of counting, both reciting and counting objects accurately.
- * Learning to recognise numbers.
- * Lots of drawing, colouring, Playdoh and Lego to help build up hand strength.
- * Lots of talking; promoting communication by discussing what you do over the summer etc.
- * Establish regular times for reading.

And finally...



Get excited!

Look forward to starting school
and all the fun times ahead!



